

HDPE Water Service | IPS/CTS/SIDR

SMALL DIAMETER PRESSURE-RATED HDPE PIPE



DELIVERING GOOD WATER TO YOU



ANSI/AWWA C901
ASTM D3035, ASTM F714, ASTM D2737, ASTM D2239

MARKETS



Water Distribution

DESCRIPTION



HDPE IPS/CTS/SIDR

PIPE SIZES

Nominal Laying Length: 40 feet, Coil *(Laying length tolerances are in accordance with AWWA and ASTM standards)*

IPS: ¾", 1", 1¼", 1½", 2", 3"

Nominal Laying Length: 40 feet, Coil *(Laying length tolerances are in accordance with AWWA and ASTM standards)*

CTS / SIDR: ¾", 1", 1¼", 1½", 2"


PIPE COLORS

■ Black ■ Black/Blue Stripes ■ Black/Purple Stripes

CTS / SIDR ADDITIONAL PIPE COLOR

■ Blue/White Core

AWWA C901	
IPS / CTS	
SDR 9	250 psi
SIDR	
SIDR 7	250 psi



BENEFITS

INSTALLATION

Lightweight, with long laying length, great for easy transportation and installation.

Pipe applicable for open-trench and slip-lining installation.

FEATURES

Extremely durable, corrosive, gouging and abrasion resistant.

Features 100 years design life per Florida DOT.

Great flexibility, and highly suitable for earthquake-prone areas.

Highest PE pressure rating, resistance to slow crack growth and rapid crack propagation.



HDPE Water Service | IPS/CTS/SIDR

SMALL DIAMETER PRESSURE-RATED HDPE PIPE



DELIVERING GOOD WATER TO YOU

SUBMITTAL AND DATA SHEET

IPS PRESSURE PIPE

PIPE SIZE (IN)	AVG.O.D. (IN)	MIN. T. (IN)	AVG I.D. (IN)	WGT (LBS/FT)
SDR 9 (250 psi)				
¾	1.050	0.117	0.802	0.15
1	1.315	0.146	1.005	0.23
1¼	1.660	0.184	1.270	0.37
1½	1.900	0.211	1.453	0.49
2	2.375	0.264	1.815	0.77
3	3.500	0.389	2.675	1.66

Product Standard:

ANSI/AWWA C901, ASTM D3035, ASTM F714 (3" only)

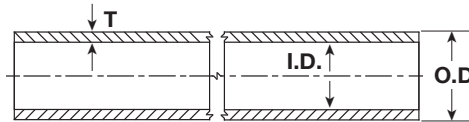
Pipe Compound: PPI TR-4 PE 4710, ASTM D3350 Cell Class, 445574 CC 2or3

Certification: ANSI/NSF 61, ANSI/NSF 14*

Nominal Laying Length: 40 feet, Coil

(Laying length tolerances are in accordance with AWWA and ASTM standards)

Installation: JM Eagle™ Water/Sewer Installation Guide



T: (Wall Thickness) I.D.: (Inside Diameter) O.D.: (Outside Diameter)

CTS PRESSURE PIPE

PIPE SIZE (IN)	AVG.O.D. (IN)	MIN. T. (IN)	AVG I.D. (IN)	WGT (LBS/FT)
SDR 9 (250 psi)				
¾	0.875	0.097	0.669	0.10
1	1.125	0.125	1.860	0.17
1¼	1.375	0.153	1.051	0.26
1½	1.625	0.181	1.241	0.36
2	2.125	0.236	1.625	0.61

Product Standard:

ANSI/AWWA C901, ASTM D2737

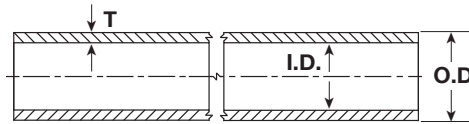
Pipe Compound: PPI TR-4 PE 4710, ASTM D3350 Cell Class, 445574 CC 2or3

Certification: ANSI/NSF 61, ANSI/NSF 14*

Nominal Laying Length: 40 feet, Coil

(Laying length tolerances are in accordance with AWWA and ASTM standards)

Installation: JM Eagle™ Water/Sewer Installation Guide



T: (Wall Thickness) I.D.: (Inside Diameter) O.D.: (Outside Diameter)

SIDR PRESSURE PIPE

PIPE SIZE (IN)	MIN. T. (IN)	AVG I.D. (IN)	WGT (LBS/FT)
SIDR 7 (250 psi)			
¾	0.118	0.824	0.15
1	0.150	1.049	0.25
1¼	0.197	1.380	0.43
1½	0.230	1.610	0.59
2	0.295	2.067	0.97

Product Standard:

ANSI/AWWA C901, ASTM D2239

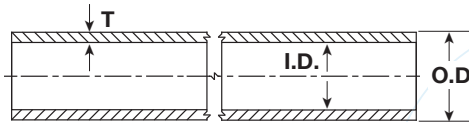
Pipe Compound: PPI TR-4 PE 4710, ASTM D3350 Cell Class, 445574 CC 2or3

Certification: ANSI/NSF 61, ANSI/NSF 14*

Nominal Laying Length: 40 feet, Coil

(Laying length tolerances are in accordance with AWWA and ASTM standards)

Installation: JM Eagle™ Water/Sewer Installation Guide



T: (Wall Thickness) I.D.: (Inside Diameter) O.D.: (Outside Diameter)

Manning Coefficient (n) = 0.009 • Hazen-Williams Coefficient (c) = 150
* Supply may vary based on plant location. Please call regarding availability.

